COLOFON

Font–Info .....
.....
Font–Family .....
Font–Style .....
Designer.....
Designer–URL .....
Language.....
Date.....
Notes .....
.....
.....
.....
.....
.....
.....
Concept & Graphic Design.....
Arthur Haegeman .....

Introduction

This project was developed during my master graphic design at the *School of Arts* in Ghent in which I'm researching modular typedesign and the different aspects of interactivity in the design process.

For this publication I designed a 3x5 point grid that allows the participant to draw diverse characters or symbols.

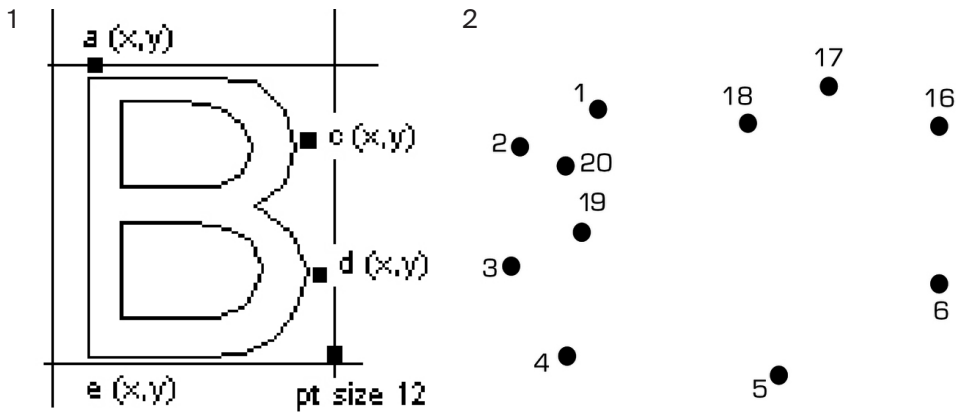

The grid is based on the point-coordinate system[1] used in *PostScript*, vector graphics and typedesign software as well as the well known *connect the dots* game[2].

The dots can either be used or by-passed to get different results. The participant decides how he connects the dots: linearly[3], according to the bézier curve[4] or by giving the lines free course[5].

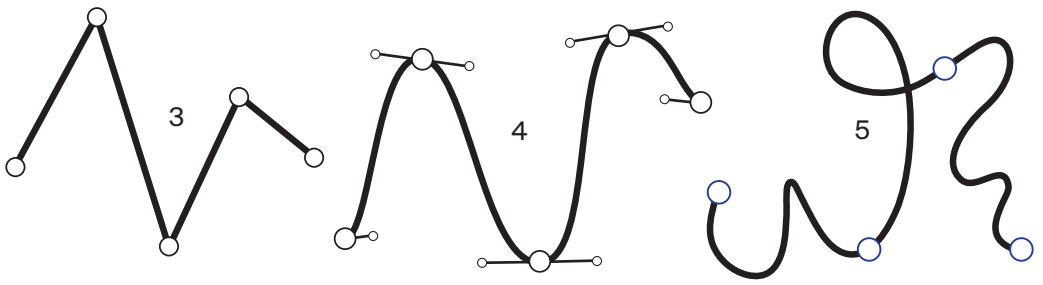

By viewing the character as a framework and not a closed form —based on the idea of *MetaFont*[6]— you can create multiple character variations on one framework. Variations can be accomplished by using different materials to connect the dots. The grid only determines the characters coordinates so that every possibility stays unsolved.

The grid is an open system and can be used by anyone. Will the participants be restricted by the freedom or will it

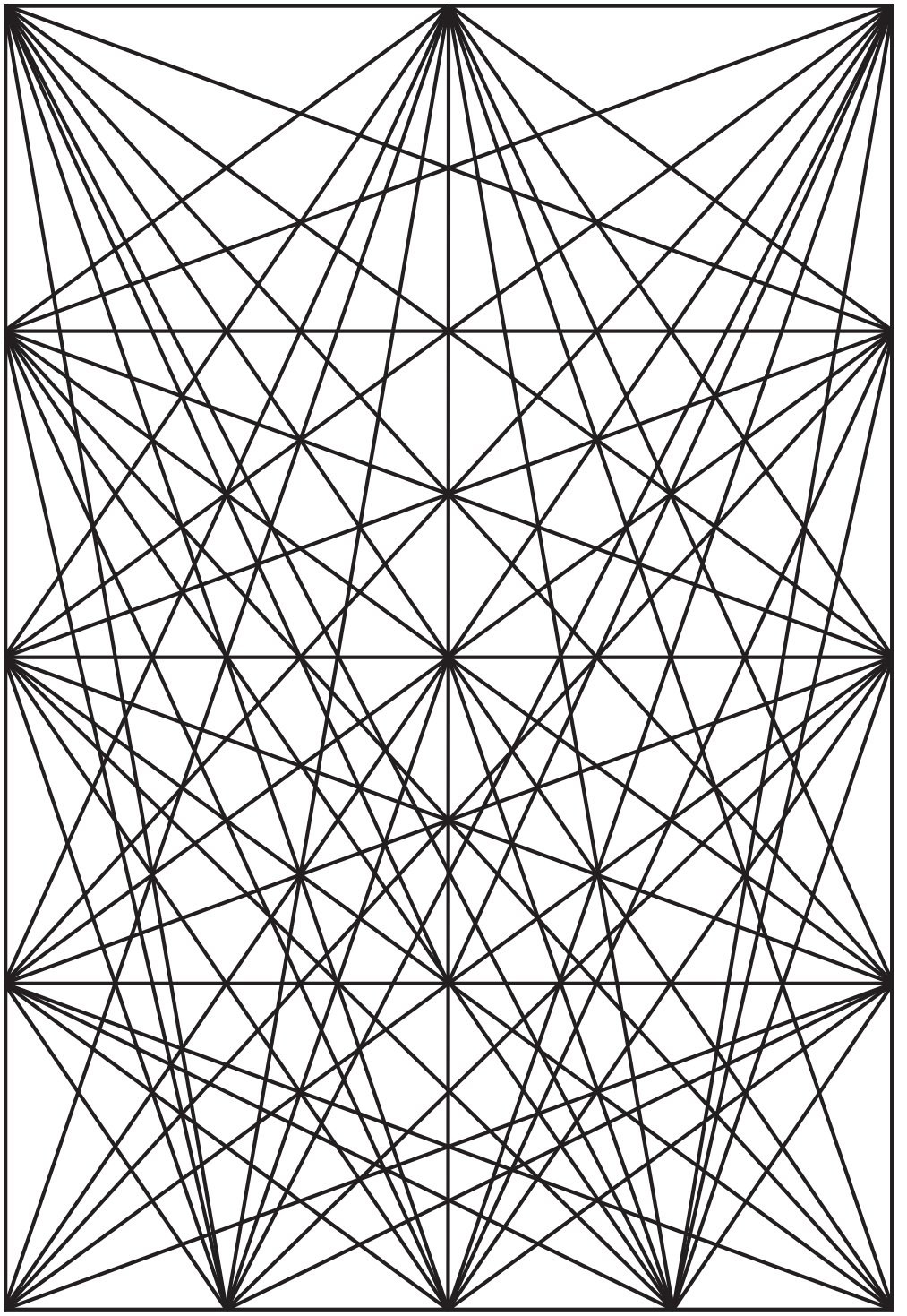



pencircle xscaled 20 yscaled 5 rotated 30;
pencircle xscaled 20 yscaled 5 rotated 45;
pencircle xscaled 20 yscaled 5 rotated 60;

boost their imagination to come up with a creative solution?

This publication is divided in to four chapters, in the next chapter you can learn how to use the grid on test sheets. You can try to draw some characters, symbols, patterns ... on a smaller scale. On the next sheets you can draw the final characters. If necessary you can add as many required spreads to complete the font.

Between every chapter you will find an original drawing by different designers. This shows you how other people used this grid.

Use this book as a tool to create type. Try to look at characters in a way you

never looked at them before. There are no rules attached.

When it's finished the publication can be send back to me using the post-paid cover implemented in the back. The results of this research will be collected in a public archive, this can be web- or print-based or in the form of an exhibition.

Thanks in advance


Test
A
B


Test
A
B

Character Name .....

Character Name.....



Character Name ....



Notes about the project